

TMK-C-110 Tubing and Casing Process Flowchart

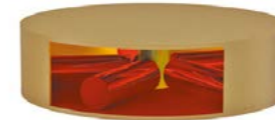
1. Billets cutting




2. Billets drilling



3. Billets heating



4. Hydrodescaling



5. Glass lubricant apply




6. Piercing




7. Intermediate heating



8. Hydrodescaling



9. Hot pressing



10. Cooling



11. Glass lubricant removal



12. Pipe sizing




13. Pipe ends cutting



14. NDT




15. Pipe cold rolling



16. NDT



17. Threading and make-up



18. Drifting



19. Hydrotesting



20. Marking, packing, storage

